

**2026  
2027**

**University of Washington**



**Orthopaedic Surgery  
& Sports Medicine  
Shoulder & Elbow  
Fellowships**

University of Washington  
Department of Orthopaedic Surgery and Sports Medicine  
Shoulder and Elbow Service



2026-2027 Shoulder and Elbow Fellowships

# University of Washington

## Department of Orthopaedic Surgery and Sports Medicine

### Shoulder and Elbow Service

## Who are We?

### Department of Orthopaedic Surgery and Sports Medicine

The fellowship-trained surgeon faculty members of the University of Washington Department of Orthopaedic Surgery and Sports Medicine provide expert and personalized surgical approaches to the bone and joint problems that threaten the comfort and function of thousands of individuals each year. These surgeons combine decades of experience, knowledge of the world's literature, and their own cutting edge research to optimize approaches to the vast range of conditions that can be effectively managed by arthroscopic surgery, arthritis and arthritis surgery, foot and ankle surgery, hand and wrist surgery, hip and knee reconstruction, pediatric orthopaedic surgery, shoulder and elbow surgery, spine surgery, orthopaedic trauma surgery, as well as tumor surgery and post surgical reconstruction.

### Shoulder and Elbow Service

The Shoulder and Elbow Service, a specialty service of the Hand, Elbow & Shoulder Center at UWMC Roosevelt, provides comprehensive evaluation and management for a wide range of shoulder and elbow problems, including:

- Arthritis of the shoulder
- Arthritis of the elbow
- Dislocation or instability
- Rotator cuff tear
- Joint stiffness
- and complex revision surgery of failed prior procedures

We offer a full spectrum of shoulder and elbow surgeries, from arthroscopy and minimally-invasive procedures, to complex fracture work, partial replacement (hemiarthroplasty) and complete replacement (total shoulder or elbow arthroplasty, as well as reverse shoulder arthroplasty).

### Nationally Recognized Program

The Shoulder and Elbow Service is recognized as one of the Nation's leading academic and clinical Shoulder and Elbow programs.

Our physicians and research programs lead the way in innovative care for shoulder and elbow problems. We are constantly developing new, more effective methods for evaluating and treating our patients.

## Our Approach

Our team of specialty-trained physicians, therapists, physicians' assistants, and nurses uses a multidisciplinary approach in caring for patients, with easy access to other world-class experts at UWMC (pictured below) who can assist with diagnosis and treatment plans.

Management options can range from simple exercises to major reconstructive surgery performed at UWMC, where specially trained nurses and anesthesiologists work with us to ensure quality patient care before, during, and after surgery. Our goal is maximum recovery of joint function. The physical therapists in the Exercise Training Center, located at UWMC Roosevelt, offer non-surgical care and post-surgical rehabilitation programs.

## Advanced Clinical Experience (ACE) in Shoulder and Elbow Surgery

We are proud of our program and of the many graduates who have become international leaders in this exciting field. Our program is of one to two years in duration, and we typically have two ACEs each year. The experience includes in-depth participation in patient care, teaching, basic science research and clinical outcomes studies. Our goal is to help advance the careers of individuals who are committed to (1) a practice consisting of over 50% shoulder and elbow cases, (2) continuing active research and publication in the field of shoulder and elbow surgery, and (3) qualifying for membership in the American Shoulder and Elbow Surgeons (ASES).



## Clinical

Our patients come from a wide area, predominantly the states of Washington, Montana, Idaho, and Alaska. Most are seen at our main clinic, the Hand, Elbow & Shoulder Center at UWMC - Roosevelt and at our Sports Medicine Center at Husky Stadium (pictured below). Their problems range from straightforward traumatic instability to complex revisions of shoulder and elbow arthroplasty. Approximately 85% of our clinical work is devoted to the shoulder region and 15% to the elbow. While our primary clinical goal is to offer excellent service to the referring physicians and patients of our region, we are increasingly serving patients from all across the United States. We perform an average of 450 shoulder and elbow procedures per year and see an average of 3,500 outpatient visits per year. The ACEs have their own clinics concurrent with those of the faculty and provide call coverage at the University of Washington Medical Center.




## Teaching

Our educational commitment is to provide students, residents, post-graduates, and practicing physicians the most up-to-date information and techniques on the evaluation and management of shoulder and elbow disorders. The ACEs play a critical role in the education of the junior resident and the chief resident on the Shoulder and Elbow Service.

## Research

We are actively engaged in clinical research through the usage of a standard computerized database, as well as morphologic research and biomechanical investigations. We have established a clinical outcome database called "Codman" which collects initial and follow-up functional outcome measures for the shoulder and elbow, as well as patients' general health status. Each ACE participates actively in research and is expected to publish at least four peer-reviewed articles based on their year's work.



## Jason E. Hsu, MD

Program Director  
Associate Professor  
Chief, Shoulder and Elbow Service

Dr. Jason Hsu joined our department in September 2014. Jason attended medical school at Northwestern University and then completed his residency at the University of Pennsylvania. During his residency, he spent one year in the McKay Orthopaedic Research Laboratory focusing on research involving tendon and ligament injury, repair, and healing. He was also the recipient of the DeForest Willard Award for Outstanding Chief Resident, the Joseph P. Iannotti Award for Excellence in Shoulder Surgery, and the Stanley Chung Award for Excellence in Research. He also participated in the AAOS/OREF/ORS Clinician Scholar

Development Program in preparation for an academic career. As well, he completed a one-year fellowship in shoulder and elbow surgery at Washington University in Saint Louis.


Dr. Hsu specializes in both arthroscopic and open shoulder and elbow surgery. His expertise is in arthroscopic rotator cuff repair, revision rotator cuff repair for failed repairs, complex reconstructive procedures for irreparable rotator cuff tears, arthroscopic surgery for shoulder dislocations and instability, open procedures for previous failed instability repair, shoulder replacement surgery, reverse total shoulder arthroplasty, surgical treatment for painful and infected shoulder replacements, and complex reconstructive procedures for failed shoulder surgery.

His research interests include work on the basic science of tendon and ligament healing. He has an active collaboration with Dr. Matsen (pictured below with Dr. Warne, former fellows Dr. Ian Whitney and Dr. Robert Lucas, as well as Dr. Hsu) and colleagues on infectious diseases and microbiology to better understand the diagnosis and the management of *Cutibacterium* in shoulder arthroplasty.

He has published original research in multiple peer reviewed periodicals including the *Journal of Shoulder and Elbow Surgery*, the *Journal of Bone and Joint Surgery*, *Clinical Orthopaedics and Related Research*, *Arthroscopy*, and *Journal of Orthopaedic Research*.

In our department, Dr. Hsu also holds the position of the Rick and Anne Matsen Honorary Professorship for Shoulder Research.

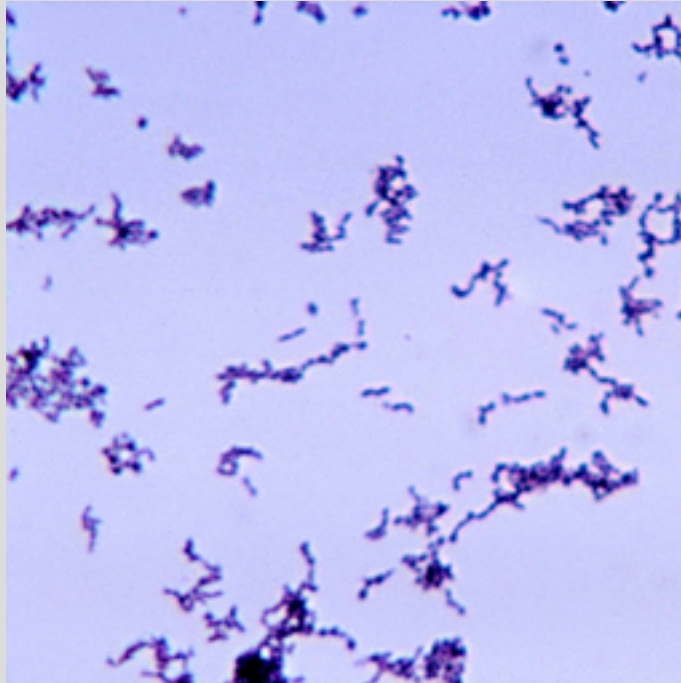
In October 2021, Dr. Hsu was named Program Director of the Shoulder & Elbow Fellowship program in the Department of Orthopaedic Surgery and Sports Medicine.



# Jason E. Hsu, MD

## Current and Past Research

### Cutibacterium




Following standard surgical skin preparation with chlorhexidine-isopropyl alcohol, the surface of the shoulder is repopulated with Cutibacterium within one hour, presumably from reservoirs in sebaceous glands not penetrated by topical antiseptic agents. Since these dermal glands are transected by skin incision for shoulder arthroplasty, this study suggests that they may be sources of wound contamination during surgery in spite of skin preparation with chlorhexidine.

Hsu JE, Whitson AJ, Van Dyke R, Wu JC, Matsen FA 3rd, Long DR. Dynamics of Cutibacterium repopulation onto the skin surface of the shoulder after chlorhexidine application. *Int Orthop*. 2023 Jun;47(6):1511-1515. (Click on image above right for article.)

### Publications

Dr. Jason Hsu has authored many peer reviewed publications in orthopaedics. To see more of his publications, please click here for a bibliographic listing on Pubmed.



## Frederick A. Matsen III, MD

### Professor

Dr. Frederick Matsen, ranked as a "Top Doctor" in the category of "Orthopaedics" according to *Seattle Magazine*, has dedicated his entire professional life to developing excellence in Orthopaedics and Sports Medicine at the University of Washington. Starting with his residency here in 1971, he developed an interest in shoulder and elbow reconstruction. A fellowship with the father of modern shoulder surgery, Dr. Charles S. Neer II, confirmed his lifetime commitment to improving the art of care for patients with simple and complex problems involving the shoulder and elbow.

He has partnered with Charles Rockwood, a fellow Texan, in editing the definitive text in shoulder surgery *The Shoulder*, now in its fifth edition from Saunders. He has also written *Practical Evaluation and Management of the Shoulder* and most recently, along with a former shoulder fellow Steve Lippitt, has published *Shoulder Surgery: Principles and Procedures*, also published by Saunders.

He is the former chair of the Department of Orthopaedic Surgery and Sports Medicine, a position he held from 1986 to 2009, making him amongst the longest tenured chairs of clinical departments at the University of Washington. During his tenure the Department has risen to being one of the top Departments according to rankings by *U.S. News and World Report* and by the National Institutes of Health. These dramatic accomplishments are a direct result of the wonderful faculty, staff, residents, fellows, postdoctoral students, graduate students, alumni and benefactors that have together made the Department what it is today.


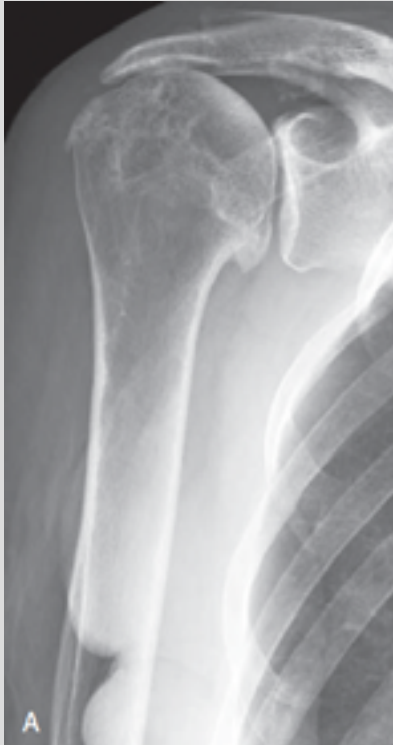
Currently, his research includes work on Cutibacterium, a relatively slow-growing bacterium. Collaborating with Drs. Hsu, Pottinger, Butler-Wu, and Bumgarner, Dr. Matsen has published original research on these bacterial cultures found in revision shoulder arthroplasties. In addition, he continues his work on conflict of interest questions, chondrolysis and pain pumps, impingement syndrome, and glenohumeral arthritis. He is currently committed to providing quality free information to the world on shoulder arthritis and rotator cuff tears via the Shoulder Blog ([www.shoulderarthritis.blogspot.com](http://www.shoulderarthritis.blogspot.com)) which recently passed 1,900,000 page views from over 100 countries.



# Frederick A. Matsen III, MD

## Current and Past Research

### Rotator Cuff Tear Arthropathy




Disabling cuff tear arthropathy (CTA) is commonly managed with reverse shoulder arthroplasty (RSA). However, for patients with CTA having preserved active elevation, cuff tear arthropathy hemiarthroplasty (CTAH) may offer a cost-effective alternative that avoids the complications unique to RSA. We sought to determine the characteristics and outcomes of a series of patients with CTA managed with these procedures.

Stenson JF, Mills ZD, Dasari SP, Whitson AJ, Hsu JE, Matsen FA 3rd. Managing rotator cuff tear arthropathy: A role for cuff tear arthropathy hemiarthroplasty as well as reverse total shoulder arthroplasty. *J Shoulder Elbow Surg.* 2023 Jul 18;S1058-2746(23)00512-8. (Click on image above right for article.)

### Publications

Dr. Frederick Matsen has written and edited a number of books on Orthopaedic Surgery (for example, *The Shoulder*, 6th edition, see here). To see more of his peer reviewed publications, please click here for a bibliographic listing on Pubmed.



## Albert O. Gee, MD

### Associate Professor

Albert Gee is a sports medicine and shoulder surgeon with specialty training in the care of the injured athlete. He attended medical school at Washington University in St. Louis and completed his training in orthopaedic surgery at the University of Pennsylvania - the oldest training program in the United States. Dr. Gee completed a fellowship in sports and shoulder surgery at the prestigious Hospital for Special Surgery in New York City where he served as assistant team physician for the NBA's New Jersey Nets. He then served as a member of the medical staff of the U.S. Open Tennis Tournament and served as an assistant team physician for the Iona College Gaels.

His clinical interests include treating shoulder injuries, knee ligament injuries (ACL, PCL, MCL, LCL), and athletic ankle problems. His research interests include ligament and tendon biomechanics and mechanobiology, meniscus and cartilage tissue engineering, and shoulder instability and reconstruction.

Dr. Gee (pictured below with our Department Chair Dr. Howard Chansky) is a member of the American Academy of Orthopaedic Surgeons, American Orthopaedic Society for Sports Medicine, and the Arthroscopy Association of North America.

He has been published in multiple peer reviewed periodicals including the *Journal of Hand Surgery*, *American Journal of Orthopaedics*, *Biomaterials*, *Journal of Orthopaedic Trauma*, *Techniques in Knee Surgery*, as well as *The American Journal of Sports Medicine* among others.

Besides his position as Associate Professor in our department, he is also Chief for UWMC Montlake. As well, he is a team physician for Husky Athletes and is the Program Director for our newly created Sports Medicine Fellowship.



# Albert O. Gee, MD

## Current and Past Research

### Management of Glenohumeral Joint Osteoarthritis



The *Management of Glenohumeral Joint Osteoarthritis Evidence-Based Clinical Practice Guideline* is based on a systematic review of published studies for the treatment of glenohumeral joint osteoarthritis. The purpose of this clinical practice guideline is to address the management of patients with glenohumeral joint osteoarthritis. This guideline contains 13 recommendations to assist all qualified and appropriately trained healthcare professionals involved in the management of glenohumeral joint osteoarthritis.

Khazzam M, Gee AO, Pearl M. Management of Glenohumeral Joint Osteoarthritis. *J Am Acad Orthop Surg.* 2020 Oct 1;28(19):781-789. doi: 10.5435/JAAOS-D-20-00404. PMID: 32986386. (Click on image above right for article.)

### Publications

To see more of Dr. Albert Gee's peer reviewed publications, please click here for a bibliographic listing on Pubmed.



## **Jonah Hebert-Davies, MD, FRCSC**

### **Associate Professor**

Born and raised in the city of Montreal, Quebec, Canada, Dr. Hebert-Davies' journey towards a career in medicine began at the University of Montreal. There, he embarked on the path to becoming a physician, earning his medical degree with distinction. His time at the University of Montreal also saw him completing his orthopaedic residency, laying the foundation for his future as an orthopaedic surgeon.

Dr. Hebert-Davies sought to further his knowledge and hone his skills through specialized training. To this end, he pursued an orthopaedic trauma fellowship at Harborview Medical Center. This experience provided him with invaluable insights into the intricacies of trauma care, particularly focusing on upper extremity trauma and reconstruction.

Subsequently, he embarked on a second fellowship, this time specializing in the field of shoulder and elbow surgery. This pursuit led him to Washington University in St. Louis, Missouri, where he studied shoulder and elbow reconstruction, arthroplasty, joint release, and ligament reconstruction.

Dr. Hebert-Davies' clinical interests span two key areas of orthopaedic medicine:

1. **Orthopaedic Trauma:** With a primary focus on upper extremity trauma, non-unions, and peri-articular injuries, he has become a physician specializing in patients facing complex orthopaedic challenges. His commitment to high-quality surgical care, multidisciplinary collaboration, and patient-centered approaches has consistently resulted in successful outcomes for his patients.
2. **Shoulder and Elbow Reconstruction:** As a specialist in this field, Dr. Hebert-Davies excels in joint replacements, joint releases, and ligament reconstructions. His expertise in these procedures has restored function and improved the quality of life for countless individuals suffering from shoulder and elbow conditions.

Dr. Hebert-Davies' impact extends beyond the operating room. He is actively engaged in clinical research, with a particular focus on shoulder and elbow fractures. His dedication to advancing medical knowledge is further demonstrated through his involvement in numerous biomechanical studies evaluating syndesmosis ligaments, offering insights that may lead to improved treatments for high ankle sprains. Central to Dr. Hebert-Davies' approach is a profound commitment to patient care. With empathy and excellence, he strives to guide his patients through their medical journeys. His philosophy hinges on delivering high-quality surgical care, fostering efficient multidisciplinary collaboration, and providing unwavering patient-centered support.

His dedication to research, innovation, and compassionate care ensures that he remains at the forefront of orthopaedic medicine, making a lasting impact on the lives of those he serves.

# Jonah Hebert-Davies, MD, FRCSC

## Current and Past Research

### Imaging Analysis and Radial Head



The purpose of this study is to utilize elbow magnetic resonance imaging (MRI) to compare the radius of curvature (ROC) of the radial head peripheral cartilaginous rim and the cartilage contour of the capitellum to evaluate if the radial head could be a suitable osteochondral autograft for capitellar pathology.

Griswold BG, Steffik MJ, Adams BG, Hebert-Davies J, Tokish JM, Parada SA, Galvin JW. Radius of curvature of the radial head matches the capitellum: a magnetic resonance imaging analysis JSES Int. 2023 Mar 12;7(4):668-672. (Click on image above right for article.)

### Publications

To see more of Dr. Hebert-Davies' peer reviewed publications, please click here for a bibliographic listing on Pubmed.



## Corey J. Schiffman, MD

### Assistant Professor

In September 2023, Dr. Schiffman joined the Department of Orthopaedic Surgery and Sports Medicine as an Assistant Professor. He is faculty member on the Shoulder & Elbow Service, working with his colleagues Drs. Hsu, Matsen, Gee, Hebert-Davies, and Warme.

Dr. Schiffman completed his Bachelor of Science degree at the University of Michigan in Ann Arbor in 2013. His pursuit of a career in medicine took him to the Loyola University Chicago Stritch School of Medicine in Maywood, Illinois, where he earned his MD in 2017.

Afterwards, Dr. Schiffman joined the residency program at the University of Washington, where he underwent training in orthopaedic surgery from 2017 to 2022. Under the mentorship of experienced practitioners, he honed his surgical skills and deepened his understanding of orthopaedic care.

During his residency he received two notable honors. In June 2022, he received the Victor Frankel Award for the best basic science presentation at Resident Research Day, "Association Between Serum Testosterone Levels and Cutibacterium Skin Load in Patients Undergoing Elective Shoulder Arthroplasty", and the Golden Nail Award, for which he was voted the best resident educator by his fellow residents.

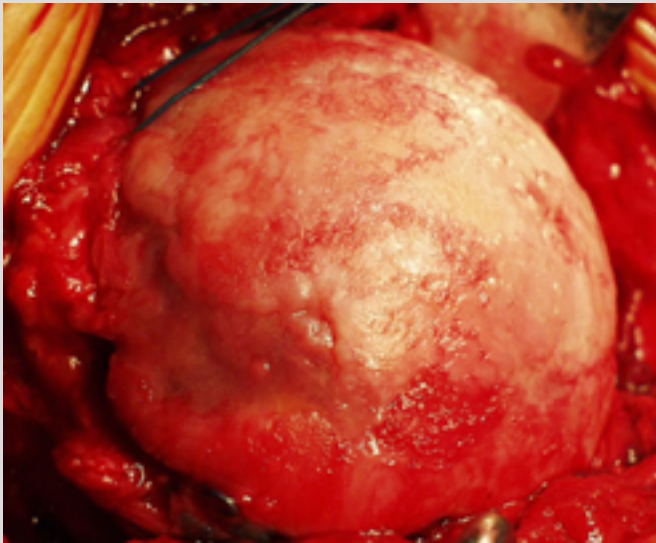
Upon completion of his residency, Dr. Schiffman pursued a fellowship at the renowned Rothman Orthopaedic Institute. During this period from August 2022 to July 2023, he focused on the complexities of shoulder and elbow orthopaedics.

Dr. Schiffman has an extensive publication history and is very active in orthopaedic research. He has most recently published work on single-stage revision shoulder arthroplasty, risk factors for stiffness requiring intervention after ream-and-run arthroplasty, as well as the subject of hospitalization costs. He has an ongoing interest in the diagnosis and management of joint infections. Working with his colleagues Dr. Hsu and Dr. Matsen, he has published original research on new approaches to this difficult problem as well as the success and failure of surgery and antibiotics to resolve these infections.

# Corey J. Schiffman, MD

## Current and Past Research

### Risk Factors for Stiffness



Ream-and-run arthroplasty can improve pain and function in patients with glenohumeral arthritis while avoiding the complications and activity restrictions associated with a prosthetic glenoid component. However, stiffness is a known complication after ream-and-run arthroplasty and can lead to repeat procedures such as a manipulation under anesthesia (MUA) or open surgical revision. The objective of this study was to determine risk factors associated with repeat procedures indicated for postoperative stiffness after ream-and-run arthroplasty.

Schiffman CJ, Jurgensmeier K, Yao JJ, Wu JC, Whitson AJ, Jackins SE, Matsen FA 3rd, Hsu JE. Risk Factors for Stiffness Requiring Intervention After Ream-and-Run Arthroplasty JBJS Open Access. 2023 Apr 27;8(2):e22.00104. (Click on image above right for article.)

### Publications

To see more of Dr. Schiffman's peer reviewed publications, please click here for a bibliographic listing on Pubmed.

# Our Facilities

## University of Washington Medical Center

### Montlake and Northwest

#### Surgery Pavilion & Hand, Elbow & Shoulder Center at UWMC - Roosevelt

The University of Washington Orthopaedic Surgery and Sports Medicine Shoulder & Elbow Service operates on patients at the Surgery Pavilion at the UWMC (pictured at right). In addition, we run an ambulatory surgery center at the Hand, Elbow & Shoulder Center over on Roosevelt Way.



Every effort is being made to perfect the ideal patient experience in the UW Medical Center Surgery Pavilion - including convenient parking, one-stop patient registration inside, Internet access in spacious, light-filled lobbies, and operating rooms and clinics featuring the most advanced technology available. "With the Surgery Pavilion, our goal was to establish a new standard for surgical care and training in the Northwest," said Dr. Mika Sinanan, UW Professor of Surgery. "In designing the building and its clinical operations, we have sought to foster operational efficiency and create an ideal environment for our patients, physicians, students, and staff."

UW Medical Center is an acute care hospital located in Seattle with two campuses: Montlake and Northwest. It is owned by the University of Washington and is one of the world's foremost medical centers for emergency and specialized inpatient and outpatient medical and surgical care. For the past twelve years, it has been ranked the No. 1 hospital in Washington state by U.S. News & World Report and is nationally ranked in four specialties.





## Sports Medicine Center at Husky Stadium

As team physicians for the UW Huskies, our expertise is in treating athletic injuries. We are committed to providing care to injuries sustained at all levels of physical activity - whether a weekend basketball-warrior, recreational skier, experienced mountaineer, or professional athlete. At our sports medicine center, we offer innovative, advanced and minimally-invasive treatment options to get active individuals "back in the game".



Our sports medicine center opened in the renovated Husky Stadium in September 2013. Here, we provide evaluation, prevention and treatment of sports or exercise-related injuries, surgical and specialty care of the shoulder; elbow; hip; back; knee; ankle and foot; hands and wrist; and back-related problems, arthroscopic and minimally-invasive surgery, ultrasound diagnostics and platelet-rich-plasma (PRP) treatments, advanced exercise training programs; performance and sports health analytics; and physical therapy/rehabilitation for returning to activity, brace-fitting; custom orthotics; splinting; casting and bike-fitting; nutritional support; and sports psychology.

## Eastside Specialty Center

UW Medical Center's Eastside Specialty Center provides residents of Bellevue and neighboring communities outpatient treatment, including minor procedures from some of the region's finest physicians.

The ESC provides:

- Surgical and nonsurgical approaches to injuries and disorders affecting bones, joints and organs
- On-site rehabilitation specialists and physical therapists to help manage patients' recoveries
- Quick-turnaround lab tests and onsite diagnostics for cardiology and vascular surgery
- A majority of pre-operative tests and post-op care as a convenience for people who live and work on the Eastside, even though patients' surgical procedures take place at the UW Medical Center.

## Harborview Medical Center

Harborview Medical Center is a comprehensive healthcare facility dedicated to providing specialized care for a broad spectrum of patients from throughout the Pacific Northwest, including the most vulnerable residents of King County.

As the only designated Level I adult and pediatric trauma and verified burn center in the state of Washington, Harborview serves as the regional trauma and burn referral center for Alaska, Montana and Idaho and the disaster preparedness and disaster control hospital for Seattle and King County.

The UW Medicine physicians, staff and other healthcare professionals based at Harborview provide exemplary patient care in leading-edge centers of emphasis, including emergency medicine, trauma and burn care; neurosciences, ophthalmology, vascular surgery, HIV/AIDS and rehabilitation medicine.

Patients given priority for care include the non-English speaking poor; the uninsured or underinsured, victims of domestic violence or sexual assault; people incarcerated in King County's jails; people with mental illness or substance abuse problems, particularly those treated involuntarily; people with sexually transmitted diseases; and those who require specialized emergency, trauma or burn care.

Harborview recognizes that delivering quality healthcare is enhanced by a strong commitment to teaching, community service and research. Harborview fulfills its educational mission through the support of undergraduate, graduate, post-graduate and continuing education programs of the health professions of the University of Washington and other educational institutions, as well as programs relating to patient education.



Harborview Medical Center is owned by King County, governed by a county-appointed board of trustees and managed under contract by the University of Washington. The medical center plans and coordinates with Public Health Seattle and King County, other County agencies, community providers, and area hospitals, to provide programs and services.

The Shoulder and Elbow fellows routinely see patients at Harborview Medical Center, usually in cooperation with Assistant Professor Jonah Hebert-Davies, MD who specializes in fractures, trauma, as well as shoulder and elbow cases.

## **VA Puget Sound Health Care System**

The VA Puget Sound Health Care System proudly serves more than 112,000 Veterans living in the Pacific Northwest and is the main referral center for VA Northwest Health Network, also called VISN20 (encompassing Alaska, Idaho, Oregon, and Washington). We are dedicated to excellence in the clinical care of Veterans, medical education, and research.

In addition to caring for hospitalized patients, our hospitalists perform inpatient medicine consultation and preoperative medical consults for medically complex patients. We have a strong affiliation with the University of Washington (UW) School of Medicine and enjoy teaching medical students and residents. Finally, we are actively engaged in hospital quality and process improvement.



# Our Fellowship Alumni Publication Success

The former fellows of our Shoulder & Elbow Service have achieved remarkable publication success, solidifying their positions as leaders in the field. Their groundbreaking research has graced the pages of prestigious medical journals, contributing valuable insights to orthopaedic science and practice. With a commitment to excellence nurtured during their fellowship, these individuals continue to advance the boundaries of knowledge, leaving an indelible mark on the world of orthopaedics. Please find below an example of their recent publications.

## Behnam Sharareh, MD - 2021-2022 Fellow

### Which Components of the Simple Shoulder Test Show Improvement After Scapulothoracic Fusion for Recalcitrant Scapular Winging? Clinical Results at a Minimum of 5 Years of Follow-up



Surgeons should consider using a reverse shoulder system that provides for a more lateral center of rotation to decrease scapular notching and the resultant osteolysis and provide for more ROM in external rotation without the addition of latissimus and teres major transfers.

Sharareh B, Hsu JE, Matsen FA 3rd, Warme WJ. Which Components of the Simple Shoulder Test Show Improvement After Scapulothoracic Fusion for Recalcitrant Scapular Winging? Clinical Results at a Minimum of 5 Years of Follow-up Clin Orthop Relat Res. 2023 May 9. (Click on image above right for article.)

Our faculty has an active, on-going collaboration with our fellowship alumni over a wide range of orthopaedic specialities. Their collective efforts promise to yield innovative solutions, advancements in surgical techniques, and novel treatments that will benefit patients around the world. The faculty members are not only mentors but also champions of their alumni's aspirations. This partnership showcases the ongoing commitment to nurturing the next generation of orthopaedic leaders.

Through their research collaboration, these orthopaedic clinicians and researchers are creating an effect that will shape the future of their field for years to come. Their dedication to advancing orthopaedic knowledge and patient care serves as a beacon of hope for individuals seeking relief from musculoskeletal ailments.

As their work unfolds, we look forward to seeing the transformative impact of this ongoing collaboration. With each breakthrough, they reaffirm their shared belief in the power of mentorship, knowledge exchange, and the relentless pursuit of excellence. Together, they are not only shaping the future of orthopaedic medicine but also inspiring the next generation of orthopaedic surgeons to reach new heights in their careers.

Here is the bibliography of the past 10 years or so of peer-reviewed research from their collaboration (fellows names in **bold**):

1. **Papadonikolakis A, McKenna M**, Warme WJ, Matsen FA. Intramedullary fibular and impaction allografting in revision total elbow arthroplasty with endosteal deficiency. *Tech Hand Up Extrem Surg.* 2012 Mar;16(1):5-11.
2. Matsen FA, 3rd, Butler-Wu S, **Carofino BC**, Jette JL, Bertelsen A, Bumgarner R. Origin of propionibacterium in surgical wounds and evidence-based approach for culturing propionibacterium from surgical sites. *J Bone Joint Surg Am.* 2013 Dec 4;95(23):e1811-7.
3. Matsen FA, 3rd, **Papadonikolakis A**. Published evidence demonstrating the causation of glenohumeral chondrolysis by postoperative infusion of local anesthetic via a pain pump. *J Bone Joint Surg Am.* 2013 Jun 19;95(12):1126-34.
4. **Papadonikolakis A**, Neradilek MB, Matsen FA, 3rd. Failure of the glenoid component in anatomic total shoulder arthroplasty: a systematic review of the English-language literature between 2006 and 2012. *J Bone Joint Surg Am.* 2013 Dec 18;95(24):2205-12.
5. **Papadonikolakis A**, Matsen FA, 3rd. Metal-Backed Glenoid Components Have a Higher Rate of Failure and Fail by Different Modes in Comparison with All-Polyethylene Components: A Systematic Review. *J Bone Joint Surg Am.* 2014 Jun 18;96(12):1041-7.

6. **McElvany MD, McGoldrick E**, Gee AO, Neradilek MB, Matsen FA, 3rd. Rotator cuff repair: published evidence on factors associated with repair integrity and clinical outcome. *Am J Sports Med.* 2015 Feb;43(2):491-500.
7. **McGoldrick E, McElvany MD**, Butler-Wu S, Pottinger PS, Matsen FA, 3rd. Substantial cultures of Propionibacterium can be found in apparently aseptic shoulders revised three years or more after the index arthroplasty. *J Shoulder Elbow Surg.* 2015 Jan;24(1):31-5.
8. Gorbaty JD, **Lucas RM**, Matsen FA, 3rd. Detritic synovitis can mimic a Propionibacterium periprosthetic infection. *Int Orthop.* 2016 Jan;40(1):95-8.
9. Hsu JE, Gee AO, **Lucas RM, Somerson JS**, Warme WJ, Matsen FA, 3rd. Management of intraoperative posterior decentering in shoulder arthroplasty using anteriorly eccentric humeral head components. *J Shoulder Elbow Surg.* 2016 Dec;25(12):1980-8.
10. Hsu JE, Gorbaty JD, **Whitney IJ**, Matsen FA, 3rd. Single-Stage Revision Is Effective for Failed Shoulder Arthroplasty with Positive Cultures for Propionibacterium. *J Bone Joint Surg Am.* 2016 Dec 21;98(24):2047-51.
11. **Lucas RM**, Hsu JE, Gee AO, Neradilek MB, Matsen FA, 3rd. Impaction autografting: bone-preserving, secure fixation of a standard humeral component. *J Shoulder Elbow Surg.* 2016 Nov;25(11):1787-94.
12. **Lucas RM**, Hsu JE, **Whitney IJ**, Wasserburger J, Matsen FA, 3rd. Loose glenoid components in revision shoulder arthroplasty: is there an association with positive cultures? *J Shoulder Elbow Surg.* 2016 Aug;25(8):1371-5.
13. Matsen FA, 3rd, Russ SM, Vu PT, Hsu JE, **Lucas RM**, Comstock BA. What Factors are Predictive of Patient-reported Outcomes? A Prospective Study of 337 Shoulder Arthroplasties. *Clin Orthop Relat Res.* 2016 Nov;474(11):2496-510.
14. **Somerson JS**, Hsu JE, Gorbaty JD, Gee AO. Classifications in Brief: Goutallier Classification of Fatty Infiltration of the Rotator Cuff Musculature. *Clin Orthop Relat Res.* 2016 May;474(5):1328-32.
15. Ahsan ZS, **Somerson JS**, Matsen FA, 3rd. Characterizing the Propionibacterium Load in Revision Shoulder Arthroplasty: A Study of 137 Culture-Positive Cases. *J Bone Joint Surg Am.* 2017 Jan 18;99(2):150-4.
16. Brolin TJ, **Hackett DJ**, Abboud JA, Hsu JE, Namdari S. Routine cultures for seemingly aseptic revision shoulder arthroplasty: are they necessary? *J Shoulder Elbow Surg.* 2017 Nov;26(11):2060-6.

17. Hsu JE, Gorbaty J, **Lucas R**, Russ SM, Matsen FA, 3rd. Treatment of irreparable cuff tears with smoothing of the humeroscapular motion interface without acromioplasty. *Int Orthop*. 2017 Jul;41(7):1423-30.
18. Hsu JE, Russ SM, **Somerson JS**, Tang A, Warme WJ, Matsen FA, 3rd. Is the Simple Shoulder Test a valid outcome instrument for shoulder arthroplasty? *J Shoulder Elbow Surg*. 2017 Oct;26(10):1693-700.
19. Hsu JE, **Somerson JS**, Vo KV, Matsen FA, 3rd. What is a "periprosthetic shoulder infection"? A systematic review of two decades of publications. *Int Orthop*. 2017 Apr;41(4):813-22.
20. **Service BC**, Hsu JE, **Somerson JS**, Russ SM, Matsen FA, 3rd. Does Postoperative Glenoid Retroversion Affect the 2-Year Clinical and Radiographic Outcomes for Total Shoulder Arthroplasty? *Clin Orthop Relat Res*. 2017 Nov;475(11):2726-39.
21. **Somerson JS**, Matsen FA, 3rd. Functional Outcomes of the Ream-and-Run Shoulder Arthroplasty: A Concise Follow-up of a Previous Report. *J Bone Joint Surg Am*. 2017 Dec 6;99(23):1999-2003.
22. **Somerson JS**, Neradilek MB, Hsu JE, **Service BC**, Gee AO, Matsen FA, 3rd. Is there evidence that the outcomes of primary anatomic and reverse shoulder arthroplasty are getting better? *Int Orthop*. 2017 Jun;41(6):1235-44.
23. **Somerson JS**, Neradilek MB, **Service BC**, Hsu JE, Russ SM, Matsen FA, 3rd. Clinical and Radiographic Outcomes of the Ream-and-Run Procedure for Primary Glenohumeral Arthritis. *J Bone Joint Surg Am*. 2017 Aug 2;99(15):1291-304.
24. Vo KV, **Hackett DJ**, Gee AO, Hsu JE. Classifications in Brief: Walch Classification of Primary Glenohumeral Osteoarthritis. *Clin Orthop Relat Res*. 2017 Sep;475(9):2335-40.
25. Bayona CEA, **Somerson JS**, Matsen FA, 3rd. The utility of international shoulder joint replacement registries and databases: a comparative analytic review of two hundred and sixty one thousand, four hundred and eighty four cases. *Int Orthop*. 2018 Feb;42(2):351-8.
26. **Hackett DJ**, Jr., Hsu JE, Matsen FA, 3rd. Primary Shoulder Hemiarthroplasty: What Can Be Learned From 359 Cases That Were Surgically Revised? *Clin Orthop Relat Res*. 2018 May;476(5):1031-40.
27. Hsu JE, **Hackett DJ**, Jr., Vo KV, Matsen FA, 3rd. What can be learned from an analysis of 215 glenoid component failures? *J Shoulder Elbow Surg*. 2018 Mar;27(3):478-86.

28. **MacNiven I**, Hsu JE, Neradilek MB, Matsen FA, 3rd. Preoperative Skin-Surface Cultures Can Help to Predict the Presence of Propionibacterium in Shoulder Arthroplasty Wounds. JB JS Open Access. 2018 Mar 29;3(1):e0052.
29. **Service BC**, Hsu JE, **Somerson JS**, Russ SM, Matsen FA, 3rd. Erratum to: Does Postoperative Glenoid Retroversion Affect the 2-Year Clinical and Radiographic Outcomes for Total Shoulder Arthroplasty? Clin Orthop Relat Res. 2018 Nov;476(11):2277.
30. **Somerson JS**, Hsu JE, Neradilek MB, Matsen FA, 3rd. Analysis of 4063 complications of shoulder arthroplasty reported to the US Food and Drug Administration from 2012 to 2016. J Shoulder Elbow Surg. 2018 Nov;27(11):1978-86.
31. **Somerson JS**, Hsu JE, Neradilek MB, Matsen FA, 3rd. The “tipping point” for 931 elective shoulder arthroplasties. J Shoulder Elbow Surg. 2018 Sep;27(9):1614-21.
32. **Somerson JS**, Petersen JP, Neradilek MB, Cizik AM, Gee AO. Complications and Outcomes After Medial Ulnar Collateral Ligament Reconstruction: A Meta-Regression and Systematic Review. JBJS Rev. 2018 May;6(5):e4.
33. Thayer MK, Swenson AK, **Hackett DJ**, Hsu JE. Classifications in Brief: Regan-Morrey Classification of Coronoid Fractures. Clin Orthop Relat Res. 2018 Jul;476(7):1540-3.
34. Matsen FA, 3rd, Iannotti JP, **Churchill RS**, De Wilde L, Edwards TB, Evans MC, **Fehring EV**, Groh GI, Kelly JD, 2nd, Kilian CM, Merolla G, Norris TR, Porcellini G, Spencer EE, Jr., Vidil A, Wirth MA, Russ SM, Neradilek M, **Somerson JS**. One and two-year clinical outcomes for a polyethylene glenoid with a fluted peg: one thousand two hundred seventy individual patients from eleven centers. Int Orthop. 2019 Feb;43(2):367-78.
35. Matsen FA, 3rd, **Somerson JS**, Hsu JE, **Lippitt SB**, Russ SM, Neradilek MB. Clinical effectiveness and safety of the extended humeral head arthroplasty for selected patients with rotator cuff tear arthropathy. J Shoulder Elbow Surg. 2019 Mar;28(3):483-95.
36. Matsen FA, 3rd, Whitson A, Hsu JE, Stankovic NK, Neradilek MB, **Somerson JS**. Prearthroplasty glenohumeral pathoanatomy and its relationship to patient’s sex, age, diagnosis, and self-assessed shoulder comfort and function. J Shoulder Elbow Surg. 2019 Dec;28(12):2290-300.
37. **Somerson JS**, Isby IJ, Hagen MS, Kweon CY, Gee AO. The Menstrual Cycle May Affect Anterior Knee Laxity and the Rate of Anterior Cruciate Ligament Rupture: A Systematic Review and Meta-Analysis. JBJS Rev. 2019 Sep;7(9):e2.



38. **Somerson JS**, Matsen FA, 3rd. Timely recognition of total elbow and radial head arthroplasty adverse events: an analysis of reports to the US Food and Drug Administration. *J Shoulder Elbow Surg.* 2019 Mar;28(3):510-9.
39. Wilkerson J, **Napierala M**, Shalhub S, Warme WJ. Axillary artery intimal dissection with thrombosis and brachial plexus injury after reverse total shoulder arthroplasty. *J Shoulder Elbow Surg.* 2019 Dec;28(12):e393-e7.
40. Hsu JE, Whitson AJ, **Woodhead BM**, **Napierala MA**, Gong D, Matsen FA, 3rd. Randomized controlled trial of chlorhexidine wash versus benzoyl peroxide soap for home surgical preparation: neither is effective in removing Cutibacterium from the skin of shoulder arthroplasty patients. *Int Orthop.* 2020 Jul;44(7):1325-9.
41. Matsen FA, 3rd, Whitson AJ, **Somerson JS**, Hsu JE. Anatomic Total Shoulder Arthroplasty with All-Polyethylene Glenoid Component for Primary Osteoarthritis with Glenoid Deficiencies. *JB JS Open Access.* 2020 Oct-Dec;5(4).
42. Nhan DT, **Woodhead BM**, Gilotra MN, Matsen FA, 3rd, Hsu JE. Efficacy of Home Prophylactic Benzoyl Peroxide and Chlorhexidine in Shoulder Surgery: A Systematic Review and Meta-Analysis. *JBJS Rev.* 2020 Aug;8(8):e2000023.
43. **Somerson JS**, Comley MC, Mansi A, Neradilek MB, Matsen FA, 3rd. Industry payments to authors of Journal of Shoulder and Elbow Surgery shoulder arthroplasty manuscripts are accurately disclosed by most authors and are not significantly associated with better reported treatment outcomes. *J Shoulder Elbow Surg.* 2020 Apr;29(4):667-73.
44. **Somerson JS**, Hsu JE, Neradilek MB, Matsen FA, 3rd. Response to Weber and McFarland regarding: "Analysis of 4063 complications of shoulder arthroplasty reported to the US Food and Drug Administration from 2012 to 2016". *J Shoulder Elbow Surg.* 2020 Aug;29(8):e322-e3.
45. Yao JJ, Jurgensmeier K, **Woodhead BM**, Whitson AJ, Pottinger PS, Matsen FA, 3rd, Hsu JE. The Use and Adverse Effects of Oral and Intravenous Antibiotic Administration for Suspected Infection After Revision Shoulder Arthroplasty. *J Bone Joint Surg Am.* 2020 Jun 3;102(11):961-70.
46. Matsen FA, 3rd, **Carofino BC**, Green A, Hasan SS, Hsu JE, **Lazarus MD**, **McElvany MD**, Moskal MJ, **Parsons IM**, **Saltzman MD**, Warme WJ. Shoulder Hemiarthroplasty with Nonprosthetic Glenoid Arthroplasty: The Ream-and-Run Procedure. *JBJS Rev.* 2021 Aug 25;9(8).
47. Parker KM, **Somerson JS**, Warme WJ. Unicortical sternal graft reconstruction for anterior sternoclavicular joint instability. *BMJ Case Rep.* 2021 Mar 10;14(3).

48. **McLaughlin RJ**, Whitson AJ, Panebianco A, Warme WJ, Matsen FA, 3rd, Hsu JE. The minimal clinically important differences of the Simple Shoulder Test are different for different arthroplasty types. *J Shoulder Elbow Surg.* 2022 Aug;31(8):1640-6.
49. Hsu JE, Whitson AJ, **Van Dyke R**, **Wu JC**, Matsen FA, 3rd, Long DR. Dynamics of Cutibacterium repopulation onto the skin surface of the shoulder after chlorhexidine application. *Int Orthop.* 2023 Jun;47(6):1511-5.
50. Khoo KJ, **McLaughlin RJ**, **Sharareh B**, Jurgensmeier K, Whitson AJ, Matsen FA, 3rd, Hsu JE. Revision of total shoulder arthroplasty to hemiarthroplasty: results at mean 5-year follow-up. *J Shoulder Elbow Surg.* 2023 Apr;32(4):e160-e7.
51. **Sharareh B**, Hsu JE, Matsen FA, 3rd, Warme WJ. Which Components of the Simple Shoulder Test Show Improvement After Scapulothoracic Fusion for Recalcitrant Scapular Winging? Clinical Results at a Minimum of 5 Years of Follow-up. *Clin Orthop Relat Res.* 2023 May 9.
52. **Sharareh B**, Yao JJ, Jurgensmeier K, Schiffman CJ, Whitson AJ, Matsen FA, 3rd, Hsu JE. Predictors of success following single-stage revision shoulder arthroplasty: results at a mean of five year follow-up in one hundred and twelve patients. *Int Orthop.* 2023 Mar;47(3):831-8.
53. **Sharareh B**, Yao JJ, Matsen FA, 3rd, Hsu JE. What is the optimal management of a loose glenoid component after anatomic total shoulder arthroplasty: a systematic review. *J Shoulder Elbow Surg.* 2023 Mar;32(3):653-61.
54. **Stenson JF**, Collins AP, Yao JJ, **Sharareh B**, Whitson AJ, Matsen FA, 3rd, Hsu JE. Factors associated with success of ream-and-run arthroplasty at a minimum of 5 years. *J Shoulder Elbow Surg.* 2023 Jun;32(6S):S85-S91.
55. **Stenson JF**, Mills ZD, Dasari SP, Whitson AJ, Hsu JE, Matsen FA 3rd. Managing rotator cuff tear arthropathy: a role for cuff tear arthropathy hemiarthroplasty as well as reverse total shoulder arthroplasty. *J Shoulder Elbow Surg.* 2024 Mar;33(3):e162-e174.
56. **Sharareh B**, Whitson AJ, Matsen FA 3rd, Hsu JE. Minimum 10-year follow-up of anatomic total shoulder arthroplasty and ream-and-run arthroplasty for primary glenohumeral osteoarthritis. *J Shoulder Elbow Surg.* 2024 Jun;33(6):1276-1284.
57. Mills ZD, Schiffman CJ, **Sharareh B**, Whitson AJ, Matsen FA 3rd, Hsu JE. Anatomic Total Shoulder: Predictors of Excellent Outcomes at Five Years after Arthroplasty. *Int Orthop.* 2024 May;48(5):1277-1283.

58. **Levins JG**, Dasari SP, Quinlan NJ, Whitson AJ, Matsen FA 3rd, Hsu JE. Anatomic shoulder arthroplasty: the correlation between patient resilience, mental health, and outcome. *J Shoulder Elbow Surg.* 2024 Jun;33(6S):S9-S15.

59. **Sheth MM**, Mills ZD, Dasari SP, Whitson AJ, Matsen FA 3rd, Hsu JE. Anatomic total shoulder arthroplasty for posteriorly eccentric and concentric osteoarthritis: a comparison at minimum 5-year follow-up. *J Shoulder Elbow Surg.* 2024 Jun 20:S1058-2746(24)00425-7.

60. **Crutcher WL**, Acidera JC, Whitson AJ, Matsen FA 3rd, Hsu JE. Does adding hydrogen peroxide to chlorhexidine gluconate increase the effectiveness of skin preparation in reducing cutaneous *Cutibacterium* levels? A randomized controlled trial. *J Shoulder Elbow Surg.* 2024 Sep;33(9):1905-1908.

# Fellowship Schedule

	ROTATION A	ROTATION B	CONFERENCE
M	Davies OR	Matsen / Hsu Clinic	6 - 7 AM Indications Conf
Tu	Hsu Clinic	Matsen OR	
W	Schiffman OR	Matsen Clinic / VA OR	6 - 7 AM Fellows Education Conference
Th	Schiffman Clinic	Hsu OR	6:30 AM M&M Conference
F	Gee / Elbow OR Research	Hsu OR	

## Current Shoulder and Elbow ACEs



### **Michael Hachadorian, MD**

Dr. Hachadorian joins us from San Diego State University, University of South Florida, and University of California San Diego.

**Pager 206-416-0919**

**Email [mhachado@uw.edu](mailto:mhachado@uw.edu)**



### **Noel Palumbo, MD**

Dr. Palumbo joins us from Binghamton University, University of Florida Gainesville, and Washington University in St. Louis.

**Pager 206-984-8750**

**Email [npalumbo@uw.edu](mailto:npalumbo@uw.edu)**

## Past Shoulder and Elbow ACEs

2023-2024	William Crutcher, MD Orthopedic Physician Associates 601 Broadway, Suite 700 Seattle, WA 98122	Mihir Sheth, MD Anderson Orthopedic Clinic 2800 Shirlington Rd, Suite 1100 Arlington, VA 22206
2022-2023	James Levins, MD University of Vermont Given Medical Bldg, E-126 89 Beaumont Ave Burlington, VT 05405	Noah Quinlan, MD Bassett Healthcare 1 Atwell Road Cooperstown, NY 13326
2021-2022	Behnam Sharareh, MD Ventura Orthopedics 3525 Loma Vista Rd Ventura, CA 93003	James Stenson, DO Albert Einstein Medical Center 5501 Old York Rd Philadelphia, PA 19141
2020-2021	Richard McLaughlin, MD Olympia Orthopedic Associates 3901 Capital Mall Dr SW, Ste A Olympia, WA 98502	
2019-2020	Rufus Van Dyke, MD MultiCare Covington Medical Center 17700 SE 272nd Street, Suite 165 Covington, WA 98042	John Wu, MD Hand to Shoulder Specialists of Wisconsin 525 W. River Woods Parkway, Suite 230 Glendale, WI 53212
2018-2019	Matthew Napierala, MD Northeast Orthopaedics and Sports Medicine 12709 Toepperwein Road, Suite 101 San Antonio, TX 78233	Benjamin Woodhead, DO Lincoln Orthopedic Center 6900 A St Lincoln, NE 68510
2017-2018	Devin Ganesh, MD Windward Orthopaedic Group 30 Aulike Street, Suite 201 Kailua, HI 96734	Amy Ravindra, MD Northside Hospital 200 Howard Farm Dr., Suite 305 Cumming, GA 30041

2016-2017	Daniel Hackett, MD Kentucky Bone & Joint Surgeons 230 Fountain Court, Suite 180 Lexington, KY 40509	Ian MacNiven, MD Stanton Territorial Hospital 550 Byrne Rd Yellowknife NT X1A 2N1 Canada
2015-2016	Benjamin Service, MD Orlando Health 7243 Della Dr, Floor 2, Suite I Orlando, FL 32819	Jeremy Somerson, MD University of Texas Medical Branch 301 University Boulevard Galveston, TX 77555
2014-2015	Robert Lucas, MD East Bay Shoulder Clinic and Sports Rehabilitation Clinic 3717 Mt. Diablo Blvd Ste 100 Lafayette, CA 94549	Ian Whitney, MD South Texas Orthopaedic 1907 Hwy 97 E Ste 250 Jourdanton, TX 78026
2013-2014	Yaw Boachie-Adjei, MD Southeast Permanente Medical Group 3495 Piedmont Rd NE Atlanta, GA 30301	Andrew Pastor, MD The Everett Clinic 21401 - 72nd Ave W Edmonds, WA 98026
2012-2013	Matthew McElvany, MD Kaiser Permanente Santa Rosa 401 Bicentennial Way Santa Rosa, CA 95403	Erik McGoldrick, MD St. Joseph Health 2826 Harris Ave Eureka, CA 95503
2011-2012	Bradley Carofino, MD Atlantic Orthopaedic Specialists 230 Clearfield Ave, Suite 124 Virginia Beach, VA 23454	Matthew Jenkins, MD Puget Sound Orthopaedics 1724 West Union Ave Ste 100 Tacoma, WA 98405
2010-2011	Mark McKenna, MD First Flight Orthopaedics & Sports Med 3102 N Croatan Hwy Kill Devil Hills, NC 27948	Anastasios Papadonikolakis, MD Wake Forest Baptist Med Ctr 1 Medical Center Boulevard Winston-Salem, NC 27157
2009-2010	Erica Burns, MD Providence Orthopaedics 820 McClellan St., Ste 300 Spokane, WA 99204	Dan Heaston, MD Banner Health 5890 W 13th St #101 Greeley, CO 80634

2008-2009	Deana Mercer, MD University of New Mexico School of Medicine MSC10 5600 1 University of NM Albuquerque, NM 87131	Matthew Saltzman, MD Northwestern University Dept of Orthopaedic Surgery 676 N St. Clair, 13th Floor Chicago, IL 60611
2007-2008	Jeremiah Clinton, MD Providence Orthopedics 820 S McClellan, Suite 300 Spokane, WA 99204	Joseph Lynch, MD The Shoulder Clinic of Idaho 8854 West Emerald St, Suite 102 Boise, ID 83704
2006-2007	Ryan T. Bicknell, MD Queen's University Kingston General Hospital, Nickle 3 76 Stuart Street Kingston, Ontario K7L 2V7 Canada	
2005-2006	Caroline M. Chebli, MD Kennedy-White Orthopaedic Center 6050 Cattleridge Blvd Sarasota, FL 34241	
2004-2005	Amy K. Franta, MD Meriter Orthopedic Clinic 2275 Deming Way Suite 180 Middleton, WI 53562	Tim R. Lenters, MD River Valley Orthopedics 350 Lafayette Ave. SE Grand Rapids, MI 49546
2003-2004	Ben DuBois, MD Grossmont Orthopaedics 5565 Grossmont Center Drive Building #3-256 La Mesa, CA 91942	Emma Woodhouse, MD Kaiser Permanente Medical Care 43112 - 15th St W Lancaster, CA 93534
2002-2003	Ira M. Parsons, MD The Knee, Hip and Shoulder Center 333 Borthwick Ave. Suite 301 Portsmouth, NH 03824	Robert Titelman, MD Resurgens Orthopaedics 5671 Peachtree Dunwoody Rd Ste 700 Atlanta, GA 30342
2001-2002	Richard S. Boorman, MD University of Calgary Heritage Medical Research Bldg 3330 Hospital Dr NW Calgary, Alberta T2N 4N1 Canada	Edward J. Weldon, MD Straub Clinic & Hospital 888 S King St Honolulu, HI 96813



<b>2000-2001</b>	R. Sean Churchill, MD Aurora Medical Center - Grafton 975 Port Washington Road, Suite 110 Grafton, WI 53024	Edward V. Fehringer, MD Columbus Comm Hosp 4508 - 38th Street, Suite 133 Omaha, NE 68601
<b>1999-2000</b>	Samer S. Hasan, MD, PhD Cincinnati Sportsmedicine & Orthopaedic Center 328 Thomas More Parkway Crestview Hills, KY 41017	Jordan Leith, MD Fortius Sport & Health 3713 Kensington Ave Burnaby, BC V5B 3B8 Canada
<b>1998-1999</b>	Benjamin Goldberg, MD University of Illinois at Chicago Medical Center 835 S. Wolcott Ave Room 270 (MC 844) Chicago, IL 60612-7342	Marius Scarlat, MD Clin Chirurgicale St. Michael Avenue D'Orient 83100 Toulon France
<b>1997-1998</b>	Richard Rozencwaig, MD Ortho Care & Sports Med Ctr 21000 NE 28th Ave Ste 104 Aventura, FL 33180	
<b>1996-1997</b>	David Duckworth, MD Sportsmed West 116 Macquarie Street Parramatta, New South Wales, 2150 Australia	
<b>1995-1996</b>	Kevin L. Smith, MD Northwest Hospital 10330 Meridian Avenue North #190 Seattle, WA 98112	
<b>1994-1995</b>	Dean W. Ziegler, MD Blount Orthopaedic Clinic Ltd 625 E St Paul Ave Milwaukee, WI 53202	
<b>1993-1994</b>	Mark D. Lazarus, MD Rothman Institute 925 Chestnut Street Philadelphia, PA 19107	

1992-1993	Anthony A. Romeo, MD Rothman Orthopaedics 176 Third Ave New York, NY 10003
1991-1992	Michael L. Pearl, MD Kaiser Permanente Medical Center 4760 Sunset Blvd Rm 1213 Dept of Ortho 1st Fl Los Angeles, CA 90027-6021
1990-1992	Steve B. Lippitt, MD Akron General Medical Center 224 West Exchange Street, Suite 440 Akron, OH 44302-1718
1990	David C. Collins, MD 600 South McKinley, Suite 102 Little Rock, AR 72205
1989	Steven Thomas, MD Orthopaedic Surgery & Sports 701 South Tonopah Drive Las Vegas, NV 89106
1988-1989	Craig Arntz, MD Valley Orthopedic Associates 4011 Talbot Road South, Suite 300 Renton, WA 98055
1988-1989	Douglas T. Harryman II, MD University of Washington Department of Orthopaedics & Sports Medicine Seattle, WA 98195 (Deceased)



## Address & Directions



### University of Washington Medical Center

3.8 ★★★★★ 27 reviews

graduate student · school of medicine · neurological ...

University of Washington Medical Center  
Department of Orthopaedics and Sports Medicine  
1959 NE Pacific Street  
Seattle, WA 98195

### Directions from Sea-Tac Airport:

1. Get on WA-518 E from Airport Expressway
2. Take I-5 N to Montlake Blvd E in Seattle. Take the Montlake Blvd exit from WA-520 E
3. Continue on Montlake Blvd E to your destination

# Contact Information

## University of Washington Medical Center

Information (206) 598-3300

Paging (206) 598-6190

## Department of Orthopaedic Surgery and Sports Medicine

Website: [www.orthop.washington.edu](http://www.orthop.washington.edu)

Facebook: [www.facebook.com/UWOrthopaedicsSportsMedicine](http://www.facebook.com/UWOrthopaedicsSportsMedicine)

Twitter: [www.twitter.com/UWOrthopaedics](http://www.twitter.com/UWOrthopaedics)

YouTube: [www.youtube.com/user/HuskyOrthopaedics](http://www.youtube.com/user/HuskyOrthopaedics)

Phone: Administration Front Desk (206) 543-3690

## Hand, Elbow & Shoulder Center at UWMC - Roosevelt

Front Desk (206) 598-4288

Backline (206) 598-9787

## Sports Medicine Clinic

Front Desk (206) 543-1552

Backline (206) 598-3294

## Eastside Specialty Center

Front Desk (425) 646-7777

Backline (206) 520-2200

**Contacts:** Jason E. Hsu, MD

Frederick A. Matsen III, MD

Albert O. Gee, MD

Jonah Hebert-Davies, MD, FRCSC

Corey J. Schiffman, MD

[jehsu@uw.edu](mailto:jehsu@uw.edu)

[matsen@uw.edu](mailto:matsen@uw.edu)

[ag112@uw.edu](mailto:ag112@uw.edu)

[jdavies2@uw.edu](mailto:jdavies2@uw.edu)

[cjschif@uw.edu](mailto:cjschif@uw.edu)

**Shoulder Blog:** [www.shoulderarthritis.blogspot.com](http://www.shoulderarthritis.blogspot.com)

**Shoulder Twitter:** [www.twitter.com/shoulderarth](http://www.twitter.com/shoulderarth)

**Shoulder Instagram:** [www.instagram.com/uw.shoulder.elbow/](http://www.instagram.com/uw.shoulder.elbow/)